



HARVARD  
HUMANITARIAN  
INITIATIVE



## Peacebuilding and Reconstruction Polls

## Eastern Democratic Republic of the Congo

### Poll Report # 8, November 2016

(Data from September – October 2016)

By Patrick Vinck, Phuong Pham, Anupah Makoond

#### Content:

- p3. PEACEBUILDING – Key indicators related to security, justice and social cohesion suggest that the situation in Eastern Congo is deteriorating.
- p7. PEACEBUILDING– Key indicators for security, justice and social cohesion in priority zones demonstrate higher, albeit different levels of fragility between zones.
- p12. INFORMATION – The radio continues to be the principal source of information, with important differences between men and women. Radio Okapi is generally perceived to be unbiased
- p15. KEY GLOBAL INDICATORS

## About the Poll

Results for this poll are based on 4,051 interviews conducted in September and October 2016 with randomly selected adults in the following cities and territories:

Province / District	Territoire / Town	Sample
North Kivu	City of Goma	220
	City of Beni	276
	City of Butembo	302
	Beni*	167
	Nyiragongo	222
	Rutshuru**	215
	Wakkale	216
South Kivu	City of Bukavu	302
	Fizi	223
	Kabare	235
	Kalehe***	216
	City of Uvira	301
	Walungu	216
Ituri	City of Bunia	290
	Djugu	215
	Irumu	218
	Mambasa	217
<b>TOTAL</b>		<b>4 051</b>

With additional interviews in three priority zones:

- Irumu (429 interviews)
- Ruzizi (837)
- Kitchanga (466)

Error margin of  $\pm 5$  percentage points at the 95% confidence level). Villages replaced due to insecurity: \* 7 out of 27; \*\* 2 out of 27; \*\*\* 1 out of 27 villages was replaced due to insecurity

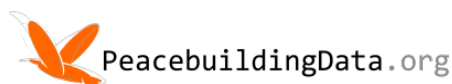
## About the Project

This survey is the eighth in a series of surveys that will be conducted to provide reliable data and analysis on peace, security, justice and reconstruction in the Democratic Republic of the Congo. The project is a joint initiative of the Harvard Humanitarian Initiative (HHI) and the United Nations Development Programme (UNDP), in collaboration with MONUSCO Civil Affairs. HHI is responsible for the data collection, the independent data analysis and report writing, in partnership with l'Université Libre des Pays des Grands Lacs, Université Catholique de Bukavu et Université de Bunia.

Publications :

- *Poll Report # 7, August 2016*  
(Data from June 2016)
- *Poll Report #6, June 2016*  
(Data from March 2016)
- *Poll Report #5, January 2016*  
(Data from December 2015)
- *Poll Report #4, November 2015*  
(Data from September - October 2015)
- *Poll Report #3, August 2015*  
(Data from June-July 2015)
- *Poll Report #2, June 2015*  
(Data from March-May 2015)
- *Poll Report #1, March 2015*  
(Data from December 2014)
- *Baseline, May 2014*  
(Data from December 2013)

For more information, visit [www.peacebuildingdata.org/drc](http://www.peacebuildingdata.org/drc) or contact [info@peacebuilding.org](mailto:info@peacebuilding.org)



In collaboration with



With support from



© Harvard Humanitarian Initiative, United Nations Development Program  
The information provided and views expressed in this publication  
do not necessarily reflect the views of the project partners

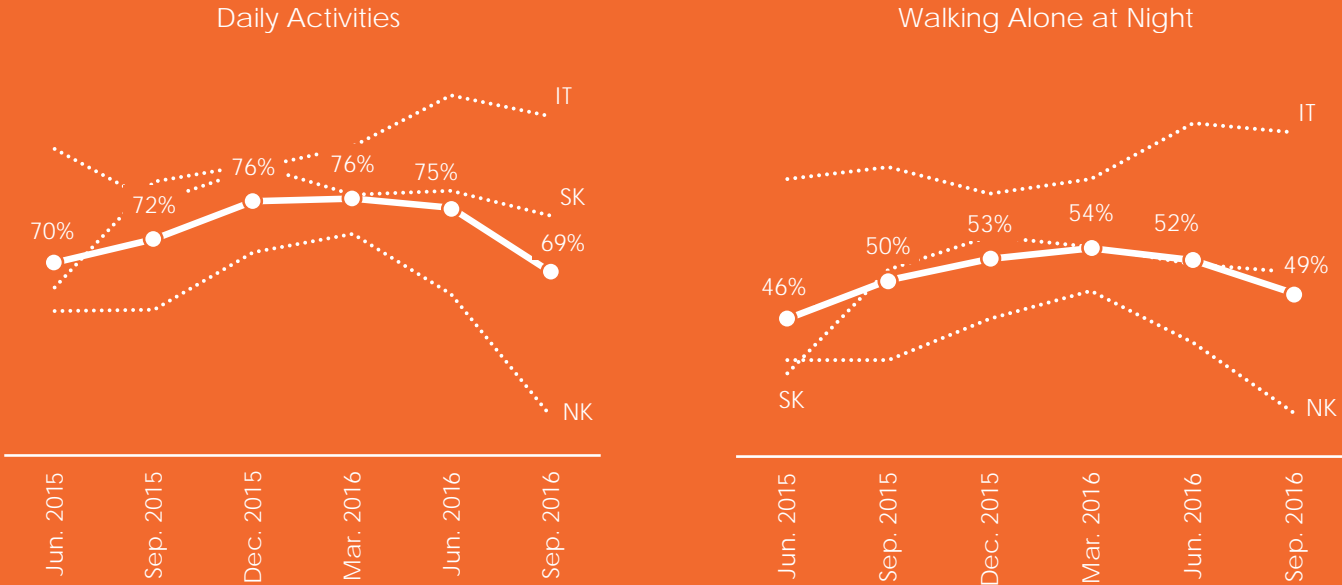
# PEACEBUILDING – Key indicators related to security, justice and social cohesion suggest that the situation in Eastern Congo is deteriorating.

Since November 2015, every report of the peacebuilding and reconstruction polls has documented the evolution of key indicators on security, justice and social cohesion. The results of the latest poll, contained in the present poll 8 report, demonstrate a worsening of all indicators in the East of the DRC overall, with an especially acute decline in North Kivu.

## Sense of Security

Since March 2016, poll results have shown that there is a progressive decline in the percentage of people who feel safe conducting their daily activities and walking alone at night. During poll 8, 69% of people in Eastern DRC reported feeling safe whilst undertaking daily activities while 49% felt safe walking alone at night. The decline in people’s sense of security is most significant in North Kivu. In this province, the percentage of people feeling safe whilst going about their daily activities has dropped from 73% to 54% between March and September 2016. In South Kivu, the decline is comparatively less drastic - 80% to 75% over the same period - whereas in Ituri there is a small increase from 82% to 85% although a small decline was recorded between June and September 2016. At the level of territoires, the sharpest decline in sense of security can be observed in the town of Butembo and the territoires of Beni, Nyiragongo and Rutshuru in North Kivu; in the town of Uvira and the territoires of Kabare and Shabunda in South Kivu; and the territoire of Mambasa in Ituri.

Sense of Security (% safe – very safe)



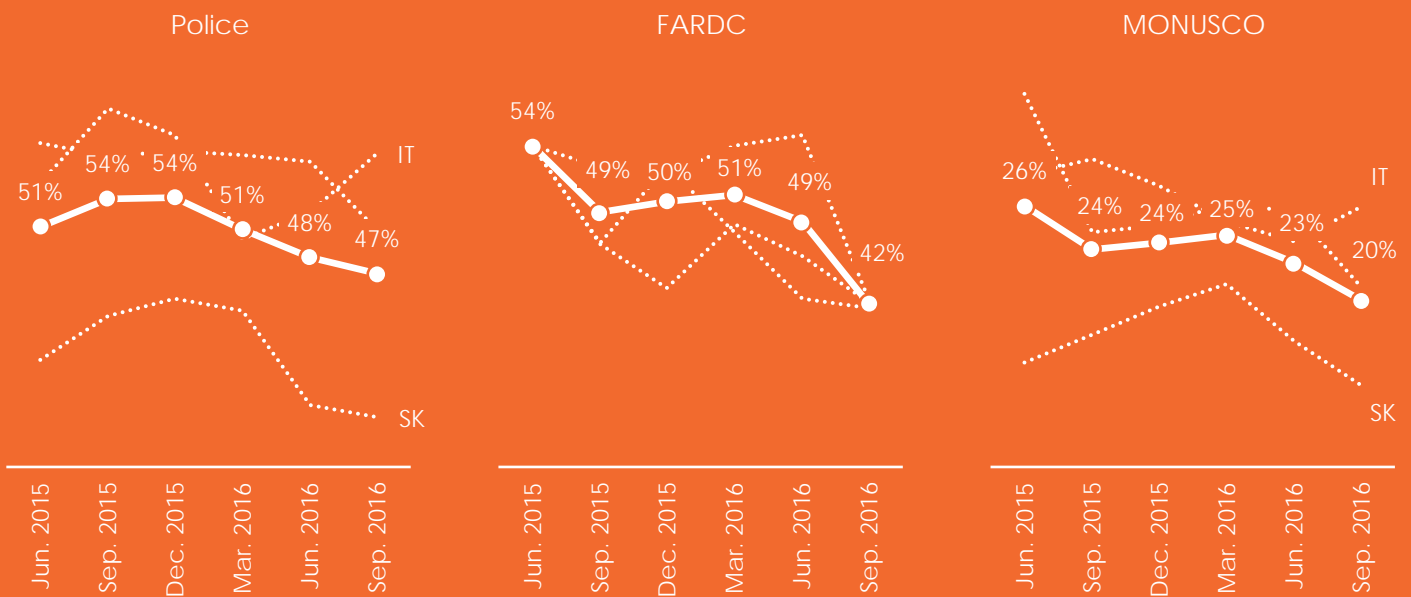
Results from June and September 2016

## Security Actors

The decline in people’s sense of security is accompanied by diminishing trust in the main security actors – the police, the Congolese National Army (FARDC) and MONUSCO. Between March and September 2016, the percentage of people reporting that they trust these actors to ensure security has dropped from 51% to 47% for the police, from 51% to 42% for the FARDC and from 25% to 20% for MONUSCO. Apart from trust in the FARDC, the percentage decline in trust of security actors is relatively small but is nonetheless to be interpreted in the broader context of a general trend of diminishing trust observed throughout all territories and with regards to all actors. Ituri is the only province where there has been an increase in trust towards the police and MONUSCO, but not towards the army. Generally, trust in security actors is lowest in South Kivu, when compared to the two other provinces.

An analysis at the territoire level, brings up some key differences in trends. For example, in North Kivu, a sharp decline in trust towards the police can be observed in the town of Butembo (51% to 22% between June and September 2016) and the territory of Nyiragongo (60% to 40% over the same period). However, the trend is reversed in the town of Goma and the territory of Walikale where there is an increase in trust towards the police (30% to 39% for Goma between June and September 2016, and 61% to 68% for Walikale between March and September 2016). In South Kivu, where the general trend is diminishing trust in the FARDC, there is nonetheless a slight increase in trust in the FARDC in the towns of Bukavu and Uvira, as well as in the territoires of Fizi and Kabare.

Trust to ensure security (% yes)



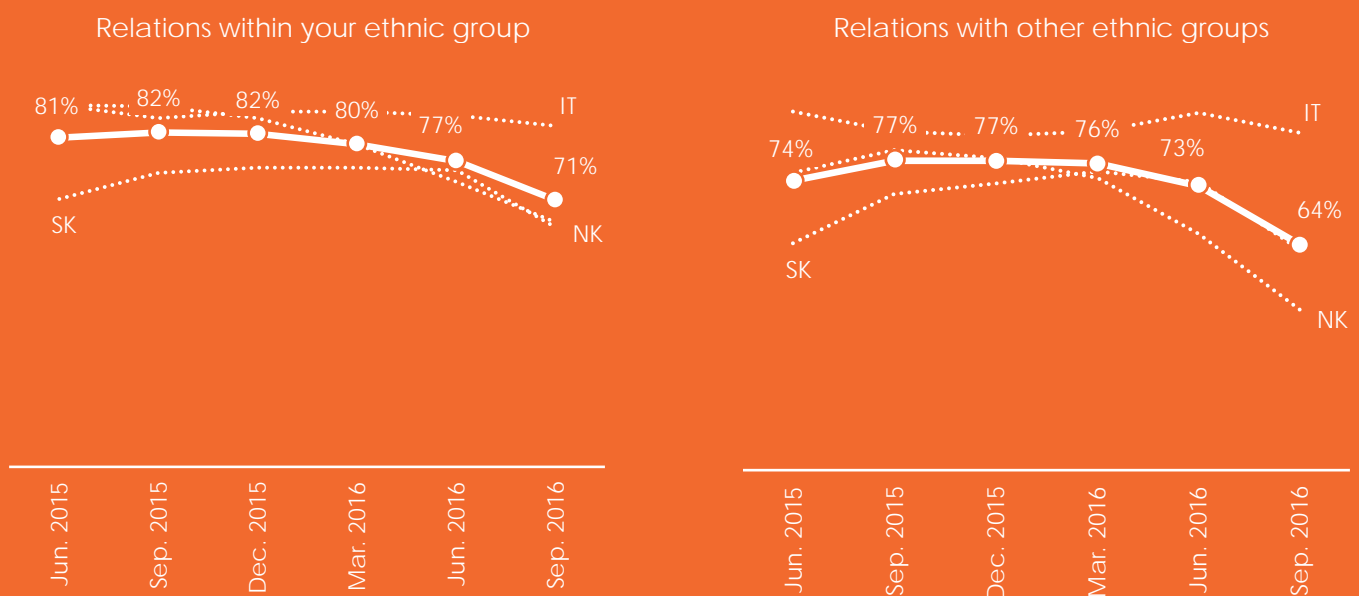
Results from June and September 2016

## Relations between and within ethnic groups

Results from poll 7 had revealed that relations between ethnic groups were deteriorating in North Kivu. This trend can now be observed for the whole of the East of the DRC (particularly in the Kivus). Moreover, not only have relations between ethnic groups worsened, but so have relations within a same ethnic group, suggesting that there is an overall drop in social cohesion. Whereas the trend has been stable and indicative of good relations between and within ethnic groups since the first poll in December 2014, until march 2016, results from the last six months demonstrate a steep and rapid deterioration in social cohesion, especially in North Kivu.

In the territoire of Nyiragongo, where 91% and 92% of the population reported good or very good relations within and between ethnic groups respectively in march 2016, results from poll 8 conducted in September 2016 show that only 40% of the population perceive their relations within their ethnic group as being good or very good, and 36% with regards to relations with other ethnic groups. Similar trends can be observed in Rutshuru, whereas in Walikale there is a slight improvement in intra-ethnic relations between march and September 2016 (from 82% to 85%) although this is nonetheless accompanied by a decline in the percentage of people reporting good or very good relations with members of other ethnic groups (from 78% to 61%) over the same period. Although the tendency for a decline in quality of relations is less acute in South Kivu overall, results from Kabare territoire are similar to North Kivu with 40% less people reporting good or very good relations both within and between ethnic groups over the period march to September 2016. In the cities of Bukavu and Uvira, as well as in the territoires of Fizi and Walungu, a decline in the percentage of people reporting good relations can be observed, although it is much less acute. In Kalehe, as is the case in Walikale, intra ethnic relations have improved whilst relations between different ethnic groups have worsened. In Ituri, ethnic relations remain relatively stable with slight improvements in the city of Bunia and Irumu territoire. Djugu is the only territoire in Ituri where a decline in both intra- (76% to 70% of people reporting good or very good relations) and inter- ethnic (72% to 60%) relations can be observed between March and September 2016.

Ethnic Relations (% good– very good)



Results from June and September 2016

## Trust in Justice

With regards to the population's trust in justice institutions, the trend has been a relatively stable in Eastern DRC since December 2015. However, there are some observable differences between the three provinces and between trust afforded to civilian and military justice.

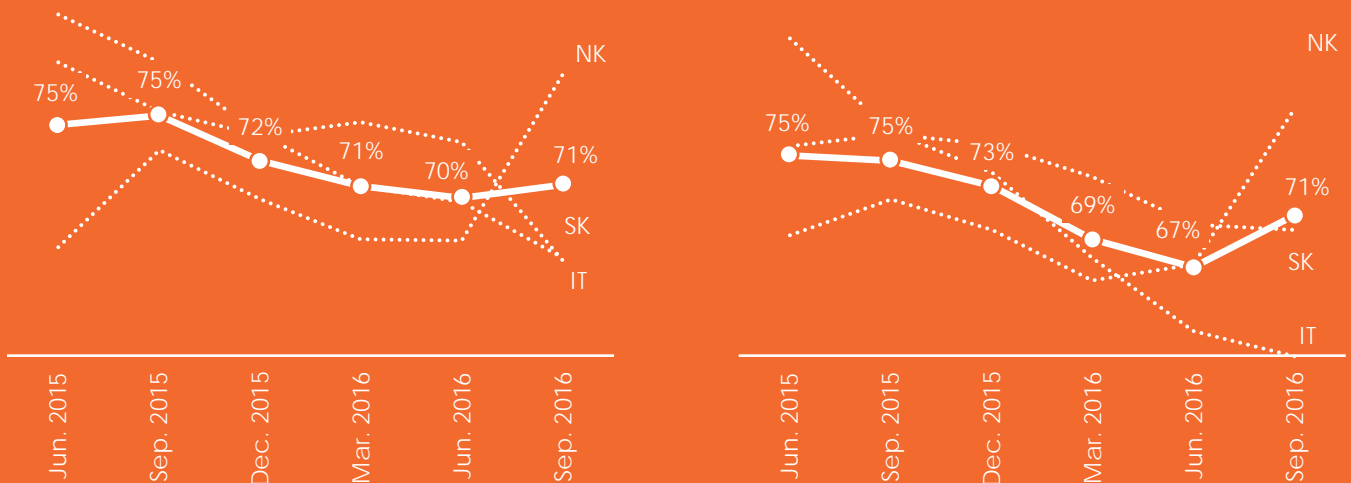
In North Kivu, the percentage of people reporting little to no trust in the civilian justice system has increased from 67% to 78% between June and September 2016. Over the same time period, the percentage of people reporting low levels of trust in military tribunals has decreased from 62% to 59% in the province of Ituri. These provincial trends are also reflected at the territoire level.

In the city of Butembo and the territoire of Beni in North Kivu, people report low levels of trust in civilian justice with greater frequency: an increase from 69% to 91% for Butembo between June and September, and an increase from 54% to 80% for Beni between march and September 2016. In South Kivu, the trend is more stable with slight variations between trust in civilian justice (increased trust) and military justice (decreased trust). The only place recording an important change in trust levels is the city of Uvira where the percentage of people who have little to no trust in civilian justice institutions has increased from 52% to 84% between June and September 2016. In Ituri province, there is an overall decrease in the frequency with which people report low levels of trust, except for the city of Bunia and the territoire of Mambasa, where trust in justice institutions has been gradually declining since march 2016.

Trust (% little – none)

Civilian Justice

Military Justice



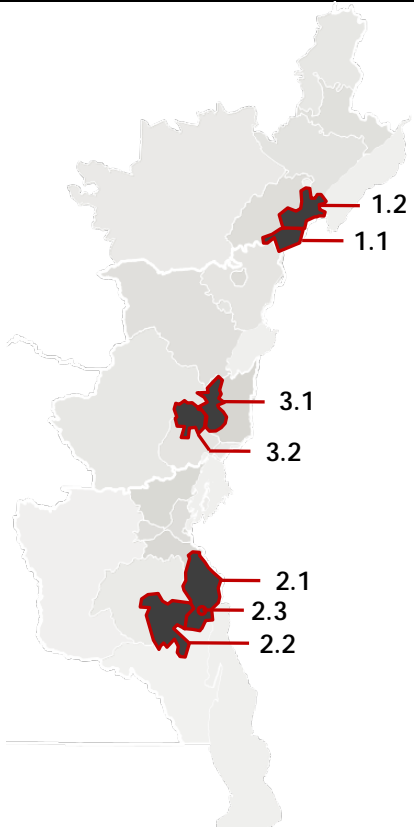
Results from June and September 2016

## PEACEBUILDING– Key indicators for security, justice and social cohesion in priority zones demonstrate higher, albeit different levels of fragility between zones.

Since 2008, MONUSCO and the Government of the Democratic Republic of the Congo have put in place a Stabilisation strategy and framework, known as the *l'International Security and Stabilization Support Strategy (I4S)*. The strategy was revised in 2013 and now includes provisions for targeting stabilisation activities in identified priority zones. These priority zones are defined as having higher levels of fragility and are subject to complex and urgent conflict dynamics.

In June 2016, the peacebuilding and reconstruction polls undertook additional interviews in the priority zones identified in the I4S to better understand the perceptions of local inhabitants in these areas. The three priority zones that have been sampled are: Plaine de La Ruzizi in South Kivu, Kitchanga region in North Kivu and South Irumu in Ituri province. In order to obtain more granular data on local dynamics, priority zones were divided into additional sub zones as defined below:

Table 1: Priority Zones

Priority Zone	Sub Zone	Chefferies / Secteurs	Map (Eastern Congo)**
1. Sud Irumu	1.1 Sud	Bahema Mitego	
		Bahema Boga	
	1.2 Sud-Est	Bahema Sud	
		Walendu Bindi	
		Banyali Tchabi	
	2. Plaine de la Ruzizi	2.1 Uvira territoire	
Plaine de la Ruzizi			
2.2 Mwenga		Itombwe	
2.3 Ville d'Uvira		Ville d'Uvira	
3. Kitchanga	3.1 Rutshuru	Bwito	
	3.2 Masisi - Pinga	Bashali	
		Ville de Pinga*	
		Axe-Pinga Rutshuru*	

\* does not correspond to a chefferie/secteur

\*\*approximate boundaries of zones on map

## *Sense of security and perception towards security actors*

Overall, data for the three provinces, demonstrate that there is a gradual decrease in the percentage of people who feel safe undertaking their daily activities and walking alone at night since march 2016. Trends over time cannot be analyzed in the priority zones because this is the first time that data has been collected in these regions. However, the results show that there are differences between priority zones and results obtained at the provincial level:

- In Kitchanga, the percentage of people who feel safe during daily activities and when walking alone at night is higher than the provincial average in the sub zone of Masisi-Pinga. However, the perceived level of security in the subzone of Rutshuru is much lower than for North Kivu overall.
- In the zone of Plaine de la Ruzizi, persons interviewed report being feeling safe with a much lower frequency in the sub zone of Mwenga, compared to the provincial average for South Kivu.
- In the priority zone of South Irumu, whereas the province of Ituri is generally perceived as safer compared to the Kivus, for both sub-zones (South and South-East), much lower percentages of people report feeling safe have been recorded compared to the provincial average as well as overall figures for Eastern DRC.

These results show that from a geographic point of view, the sense of security can change rapidly, even within a relatively small area. The differences within priority zones and relative to provincial averages could be linked to the presence of armed groups or bandits and can be attributed to different dynamics between urban and rural areas. The general sense of security could also be linked to people's perceptions of security actors:

- In the sub-zone Masisi Pinga within Kitchanga, the percentage of people who trust the police is lower than that observed in the sub-zone of Rutshuru, in the province of North Kivu and in Eastern DRC overall. However, trust in the FARDC is higher. The lack of trust in the police in these sub zone could be linked to high percentages of people with the perception that the police is corrupt in this sub zone.
- Very few people in the sub-zone of Mwenga in the priority zone of Ruzizi report having trust in security actors, whether it is the police, the FARDC or MONUSCO. In the territoire and city of Uvira, people more frequently reported having trust in security actors. However, trust in the police remains less frequent in rural areas.
- In the priority zone of Sud Irumu, perceptions towards security actors are similar to what has been observed in the sub-zone of Masisi-Pinga, with low percentages of people reporting feeling safe and much lower percentages of people citing trust in the police when compared to the provincial average. As is the case in Masisi-Pinga, people trusted the FARDC more often than is the case at the provincial level. It is possible that the military assumes the role of the police by default, in the absence of ineffectiveness of the latter.



Sense of Security (% safe – very safe)

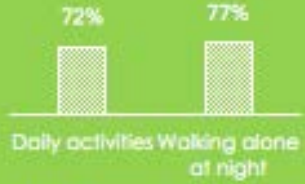
Kichanga

Subzone Rutshuru



North Kivu

Subzone Masisi



Ruzizi

Subzone Uvira Territoire



South Kivu:

Subzone Mwenga



Eastern Congo:

Subzone Uvira Ville



Sud Irumu

Subzone Sud



Ituri :

Subzone Sud-Est

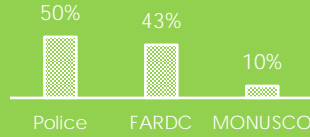


Results from June and September 2016

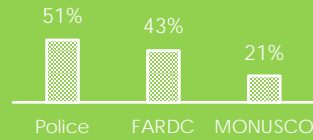
Trust to ensure security (% yes)

Kichanga

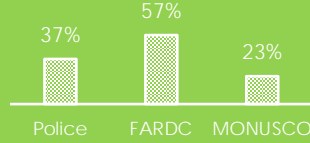
Subzone Rutshuru



North Kivu :

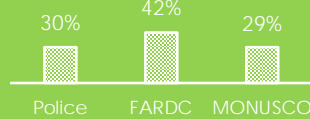


Subzone Masisi

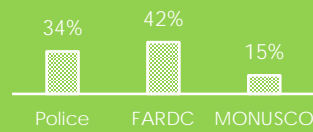


Ruzizi

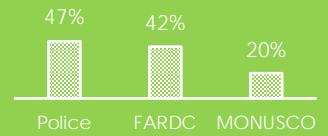
Subzone Uvira Territoire



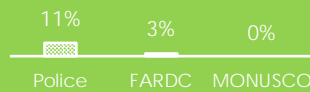
South Kivu :



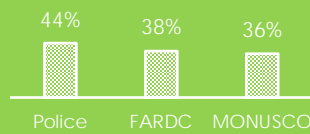
Eastern Congo :



Subzone Mwenga

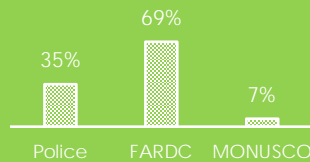


Subzone Uvira Ville

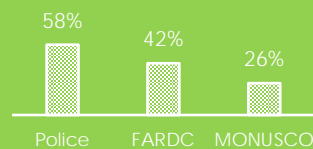


Sud Irumu

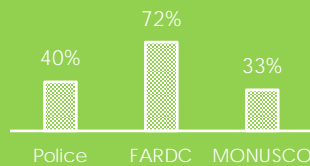
Subzone Sud



Ituri



Subzone Sud-Est



Results from June and September 2016

## *Relations within and between ethnic groups*

The regular polls show a marked deterioration in social cohesion over the last six months. In priority zones, results pertaining to relations between and within ethnic groups reveal the following trends:

- In Kitchanga, relations within ethnic groups are perceived positively by the majority of persons interviewed, whereas the percentage of people with a positive view of relations between different ethnic groups is similar to the provincial average. However, it should be noted that the difference between positive perceptions of relations within the same ethnic group and between ethnic groups is significant. This suggests strong links within ethnic groups but much looser ties between groups.
- For all subzones within the Ruzizi zone, the percentage of people with a positive perception of their intra and ethnic relations is higher than both the provincial average and Eastern Congo overall..
- In the priority zone of Sud Irumu, relations within the same ethnic group are viewed positively by the majority of persons interviewed, with percentages similar to the provincial average. However, relations between groups are seen to be positive by only one out of every three persons in the subzone south and by two out of every three persons in the sub zone South East (63%), both of which are lower than the provincial average.

## *Trust in justice*

With regards to trust in justice institutions, the results recorded in priority zones are similar to one another as well as to provincial averages. The two subzones with differing trends are Masisi-Pinga and mwenga, where the percentage of people citing little to no trust in justice institutions is higher than the provincial average.

## *Summary of results for the Priority Zones*

Although the key indicators discussed in this section represent only a small fraction of the data collected, their analysis reveals the specific dynamics of each priority zone and its sub zones. The defining characteristics of each priority zone, based on analysis of the key indicators, relative to provincial averages are as follows:

- Kitchanga
  - Sub Zone Masisi-Pinga: lack of trust in the police, relatively negative perception of relations between ethnic groups and lack of trust in justice.
  - Sub Zone Rutshuru: Low levels of perceived security.
- Zone Plaine de la Ruzizi
  - Sub Zone Mwenga : low levels of perceived security, lack of trust in the police, lack of trust in justice.
  - Territoire et City of Uvira : Little difference compared to provincial average.
- Zone Sud-Irumu,
  - South : Low levels of perceived security, lack of trust in the police, negative perception of relations between ethnic groups
  - South East: Low levels of perceived security, lack of trust in the police, negative perception of relations between ethnic groups.

Ethnic Relations (% good- %very good)

Kichanga Subzone Rutshuru



North Kivu:



Subzone Masisi



Ruzizi Subzone Uvira Territoire



Subzone Mwenga



South Kivu :



Eastern Congo:



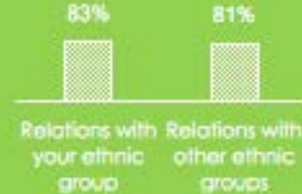
Subzone Uvira Ville



Sud Irumu Subzone Sud



Ituri:




Subzone Sud-Est



Données de Juin et Septembre 2016

Trust in Justice (% little – none)



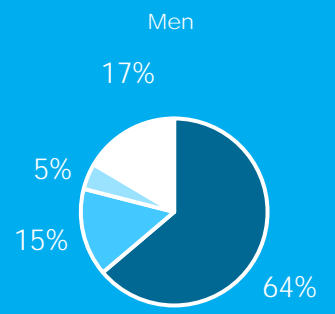
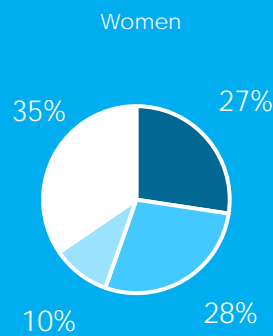
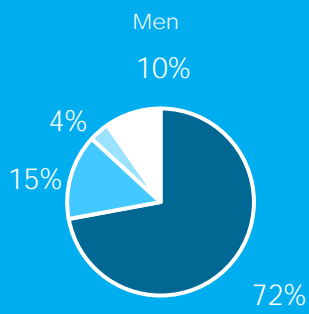
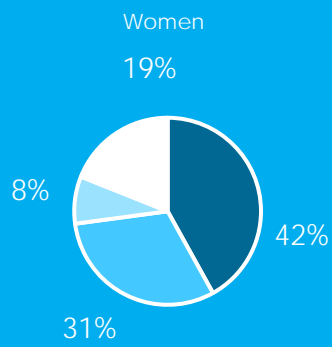
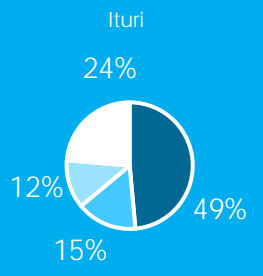
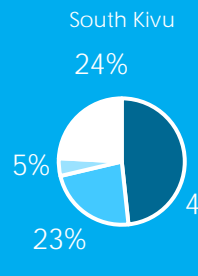
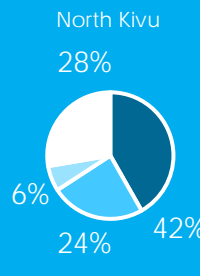
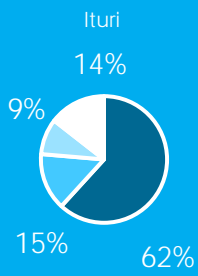
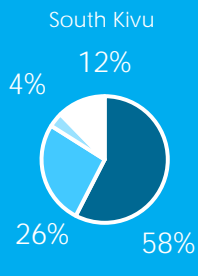
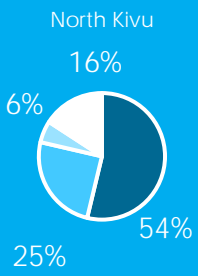
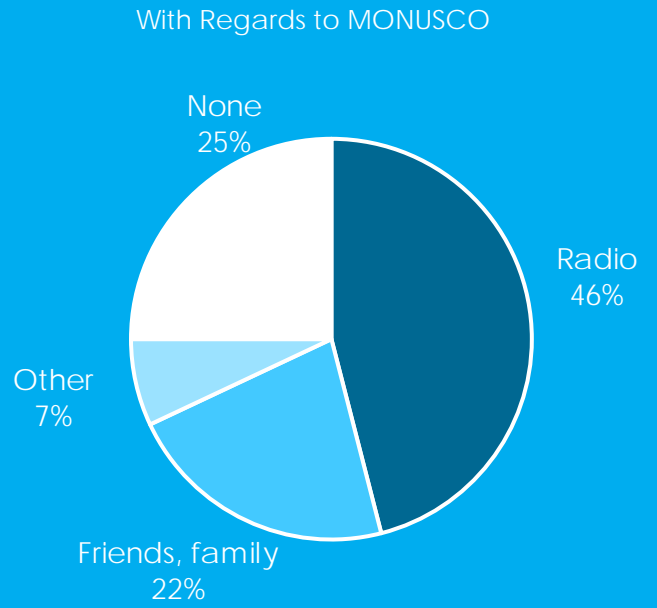
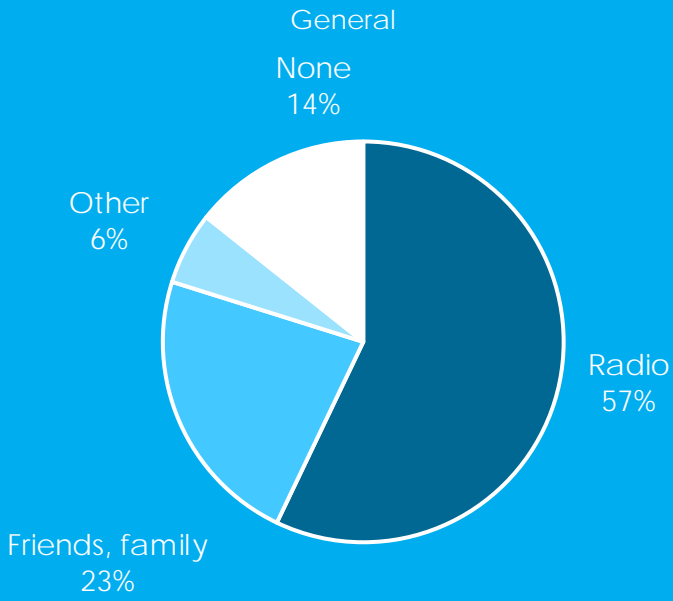
Données de Juin et Septembre 2016

## INFORMATION – The radio continues to be the principal source of information, with important differences between men and women. Radio Okapi is generally perceived to be unbiased

For inhabitants of Eastern DRC, the radio constitutes the primary source of information. For the three provinces, 57% of persons interviewed overall, responded that the radio was their principal source of information. The second most cited source of information was friends and family (23%). Only 6% of people referred to other sources of information including newspapers, television or the internet. 14% of the population said that they have no source of information. There are no significant differences between provinces but important variations can be observed between men and women. Fewer women cited the radio as their principal source of information (42% vs. 72% for men). Moreover, women were more likely to inform themselves through friends and family than men (31% vs 15%). Finally, women reported having no source of information more frequently than men (19% for women and 10% for men).

With regards to information on MONUSCO, almost half of people interviewed rely on the radio (46%). However, a quarter of people reported having no source of information when it comes to MONUSCO. 34% of people who listen to the radio tune in to Radio Okapi – MONUSCO's radio station – every day, whereas 29% never listen to Okapi. Following a trend similar to that observed with regards to the radio in general, far fewer women than men listen to Radio Okapi every day (22% of women vs. 49% of men) and many more women never listen to the station (43%, compared to 16% of men interviewed). In Eastern DRC overall, 41% of people believe that Radio Okapi is unbiased, and only 8% believe it to be biased. Importantly however, 45% of those interviewed replied that they did not know whether or not the radio station was biased.

Main Source of Information (% responses)

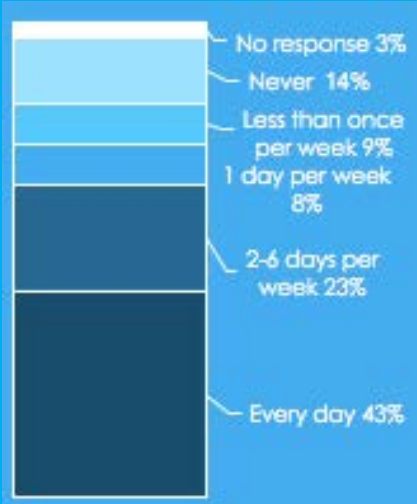


Results from June and September 2016

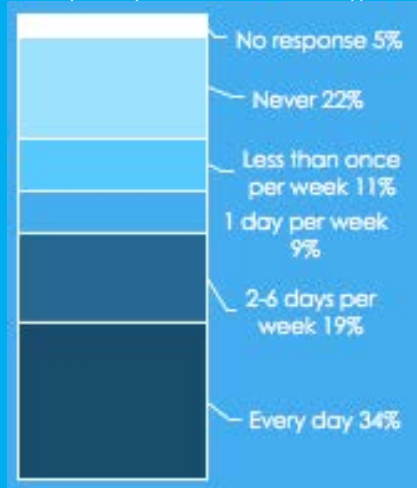


Main source of Information (% responses)

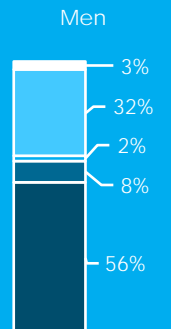
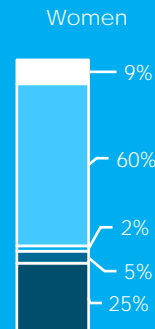
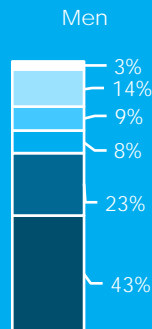
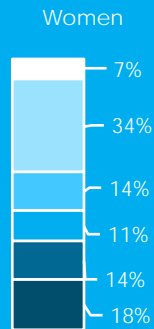
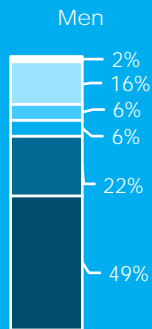
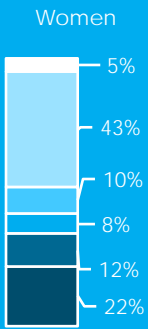
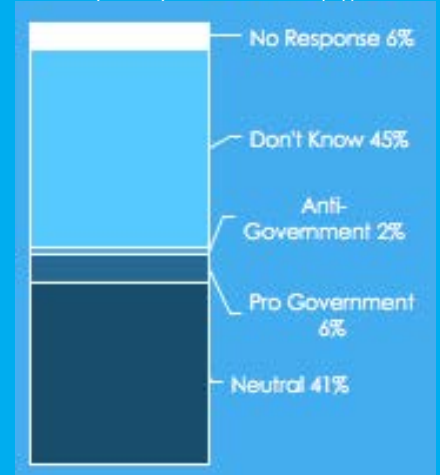
Frequency for listening to the Radio



Frequency of listening to Okapi (if they listen to the radio)



Perception of Okapi (if they listen to Okapi)



Results from June and September 2016

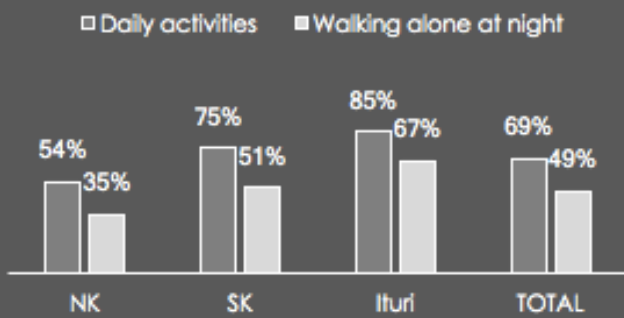


# KEY GLOBAL INDICATORS (SEP. 2016)

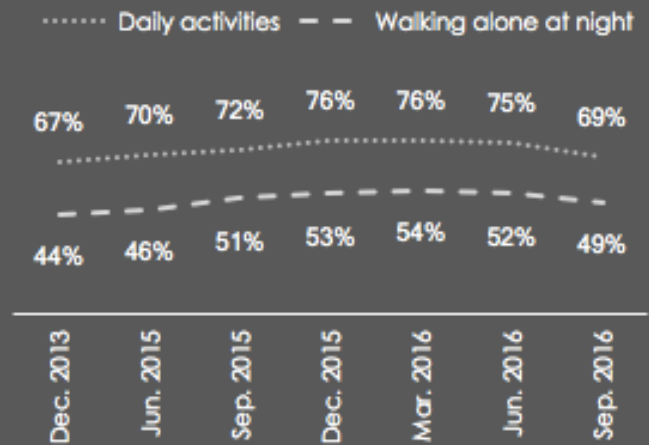
The following indicators are monitored in all the polls. Provincial averages may mask significant differences between territories - detailed results by territories are available on the [www.peacebuildingdata.org](http://www.peacebuildingdata.org) site. Aggregate statistics are based on the latest poll available in each territory.

## SENSE OF SECURITY (% safe – very safe)

Latest data (June 2016 – September 2016)

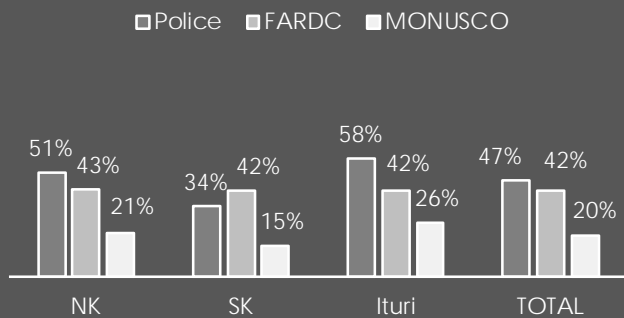


Regional trends (NK, SK, Ituri)



## PERCEPTION OF SECURITY ACTORS (% trust for security)

Latest data (June 2016 – September 2016)



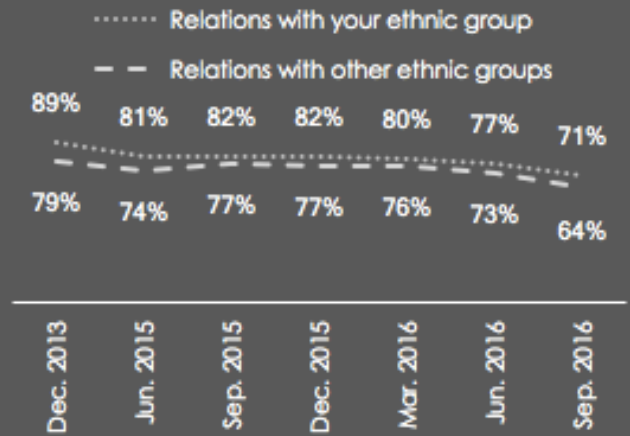
Regional trends (NK, SK, Ituri)



PERCEPTION OF RELATIONS WITHIN AND ACROSS ETHNIC GROUPS (% good – very good)

Latest data (June 2016 – September 2016)

Regional trends (NK, SK, Ituri)



TRUST IN JUSTICE (% little – none)

Latest data (June 2016 – September 2016)

Regional trends (NK, SK, Ituri)

